



*Trusted Perspective  
Innovative Data  
Superior Results*

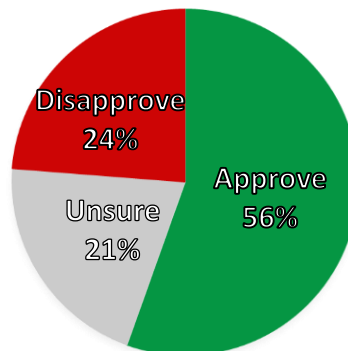
**TO:** COMMITTEE TO DEFEND THE PRESIDENT  
**FROM:** WPA INTELLIGENCE  
**SUBJECT:** NATIONAL SURVEY TOP QUESTIONS  
**DATE:** JULY 11, 2017

The following memorandum illustrates key findings from a national, policy focused study executed to gather insights among likely voters. Questions and responses relate to key accomplishments executed by President Trump, White House, and GOP leaders during the first six (6) months of 2017. Utilizing a mixed-mode methodology, WPA Intelligence conducted interviews among n=2,967 likely voters nationwide from June 25-29 on behalf of the Committee to Defend the President, the leading pro-Trump Super PAC committed to defending the President. The margin of error in this research is  $\pm 1.89\%$ .

### **A Majority of Likely Voters Approve of President Trump's Decisions.**

- » Major domestic achievements of President Trump, such as the President's decisions to pick Neil Gorsuch for Supreme Court, promote women in science, and sign an executive order that encourages employers to hire American workers and to buy American product, receive a majority of support from likely voters.

"Do you approve or disapprove with President Trump's decisions to pick Neil Gorsuch for Supreme Court, promote women in science, and sign an executive order that encourages employers to hire American workers and to buy American products?"



**WASHINGTON D.C.**  
202-470-6300  
324 Second Street, SE  
Washington, DC  
20003

**OKLAHOMA CITY**  
405-286-6500  
1319 Classen Drive  
Oklahoma City, Oklahoma  
73103

**AUSTIN**  
202-470-6300  
600 Congress, Suite 16127  
Austin, Texas  
78701

**DENVER**  
303-748-1140  
627 S. Corona Street  
Denver, Colorado  
80209

[wpaintel.com](http://wpaintel.com)

- These policies receive a plurality of support, regardless of gender or age.

	Approve	Disapprove	Unsure
Men 18-54	54%	28%	18%
Men 55+	67%	20%	14%
Women 18-54	49%	25%	26%
Women 55+	57%	20%	23%

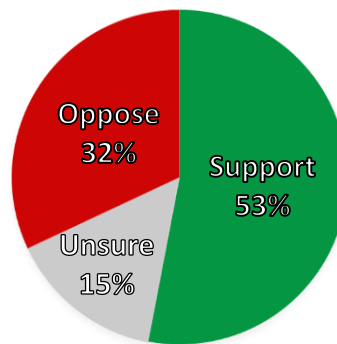
- While approval for President Trump and the White House’s accomplishments tested in this research are expectedly split along partisan breaks, these actions are supported by nearly all Republicans (82%), a significant majority of Independents (55%), and even one-third of Democrats (33%).

	Approve	Disapprove	Unsure
GOP	82%	9%	10%
Ind	55%	22%	23%
Dem	33%	38%	29%

### A Majority of Likely Voters Approve of President Trump’s Plan to Increase Defense and Law Enforcement Spending.

- » President Trump’s major spending plan, such as increasing national defense and law enforcement spending, receive a majority support from likely voters.

“Do you support or oppose President Trump’s plan to increase national defense and law enforcement spending?”



- This policy receives strong support among senior men (66%) and senior women (59%).

	Support	Oppose	Unsure
Men 18-54	48%	40%	12%
Men 55+	66%	23%	11%
Women 18-54	43%	37%	20%
Women 55+	59%	25%	17%

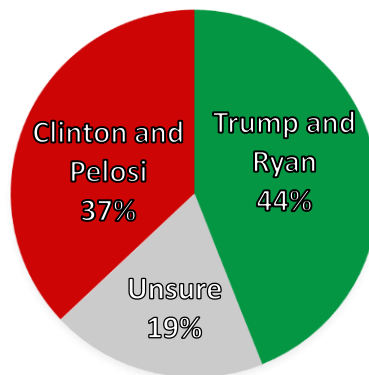
- This policy receives the support of nearly eight-in-ten Republicans (78%), a majority of Independents, and nearly one-third of Democrats (31%).

	Support	Oppose	Unsure
GOP	78%	12%	9%
Ind	51%	32%	16%
Dem	31%	49%	19%

**A Plurality of Likely Voters believe that President Trump and Speaker Ryan have a better vision for America than Hillary Clinton and Minority Leader Pelosi.**

- » President Trump and Speaker Ryan’s vision for America have more support from likely voters than Hillary Clinton and Minority Leader Pelosi’s vision.

“Who has a better vision for America, Donald Trump and Paul Ryan or Hillary Clinton and Nancy Pelosi?”



- President Trump and Speaker Ryan’s vision for America has strong support among senior men (59%) and a plurality of support from young men (43%) and senior women (47%).

	Trump and Ryan	Clinton and Pelosi	Unsure
Men 18-54	43%	37%	21%
Men 55+	59%	26%	15%
Women 18-54	30%	47%	23%
Women 55+	47%	36%	17%

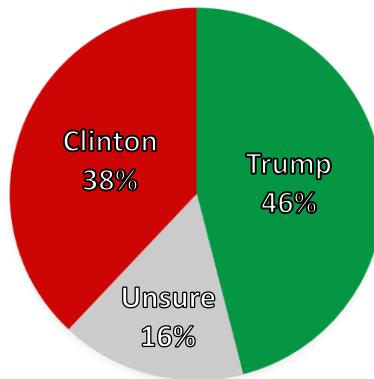
- President Trump and Speaker Ryan’s vision for America receives the support of nearly eight-in-ten Republicans (76%) and a plurality of Independents (41%).

	Trump and Ryan	Clinton and Pelosi	Unsure
GOP	76%	12%	12%
Ind	41%	37%	22%
Dem	17%	60%	23%

### A Plurality of Likely Voters feel safer with President Trump.

- » A plurality of likely voters feel safer with President Trump than with Hillary Clinton.

“Considering the terrorist attacks around the world, who would you feel more safe with Donald Trump or Hillary Clinton?”



- A majority of senior men (61%) feel safer with President Trump, a plurality of younger men (46%) and senior women (48%) feel safer with President Trump, and nearly one-third of women (32%) feel safer with the president.

	Trump	Clinton	Unsure
Men 18-54	46%	39%	15%
Men 55+	61%	28%	11%
Women 18-54	32%	45%	23%
Women 55+	48%	38%	15%

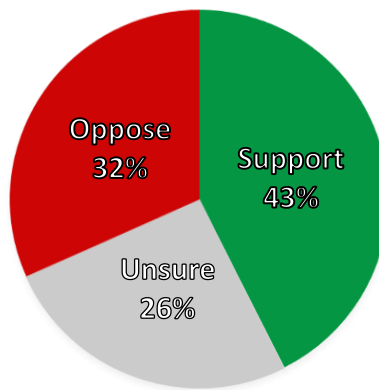
- Republicans (76%) and Independents (45%) feel safer with President Trump.

	Trump	Clinton	Unsure
GOP	76%	13%	11%
Ind	45%	36%	19%
Dem	19%	63%	18%

### A Plurality of Likely Voters support President Trump's plan to simplify the tax code.

- » President Trump's plan to simplify the tax code receives a plurality of support from likely voters.

"Do you support or oppose President Trump's plan to simplify the tax code by decreasing it from seven tax brackets to just three?"



- President Trump’s tax plan receives a majority of support from senior men (60%), a plurality of support from senior women (42%) and younger men (42%), and support from one-third of younger women (31%).

	Support	Oppose	Unsure
Men 18-54	42%	37%	21%
Men 55+	60%	23%	17%
Women 18-54	31%	36%	33%
Women 55+	42%	28%	30%

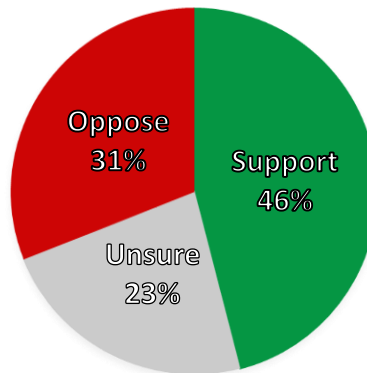
- Republicans (68%) and Independents (41%) support President Trump’s tax plan.

	Support	Oppose	Unsure
GOP	68%	12%	20%
Ind	41%	31%	28%
Dem	22%	50%	28%

### A Plurality of Likely Voters support President Trump’s plan to review free trade agreements.

- » President Trump’s plan to review free trade agreements such as NAFTA, receive a plurality of support from likely voters.

“Do you support or oppose President Trump’s plan to review the country’s free trade agreements like, the North American Free Trade Agreement, also known as NAFTA and others?”



- President Trump’s plan to review the country’s free trade agreements receive a majority of support from senior men (62%), a plurality of support from senior women (47%) and younger men (45%), and support from over one-third of younger women (34%).

	Support	Oppose	Unsure
Men 18-54	45%	36%	19%
Men 55+	62%	24%	14%
Women 18-54	34%	34%	32%
Women 55+	47%	27%	26%

- Republicans (71%) and Independents (43%) support President Trump’s plan to review the country’s free trade agreements

	Support	Oppose	Unsure
GOP	71%	13%	17%
Ind	43%	31%	26%
Dem	26%	47%	27%

## Conclusion

Support for President Trump and the GOP Leadership’s spending plan and domestic policies are popular among a majority of voters. These actions also have support across party breaks.

Republicans and older men show the strongest support for all of the accomplishments of President Trump, the GOP Leadership, and the White House. Democrats and younger women show the least support for these issues. Strong support also comes from Independents as they show positive support for all issues.

Overall, all of the accomplishments from President Trump, the GOP Leadership, and the White House receive positive support from likely voters.

## Research Design

WPA Intelligence conducted a study of likely voters nationally.

WPAi selected a random sample of likely voters from the national voter file using Registration Based Sampling (RBS). The sample for this survey was stratified based on geography, age, gender, and ethnicity. This methodology allows us to avoid post-survey “weighting” which can reduce the reliability of survey results.

WPA conducted 999 interviews online, 1,185 via IVR, and 513 via live calls, all asking the same questions. The study has a sample size of n=2,697 likely voters. The margin of error is equal to  $\pm 1.89\%$  in 95 out of 100 cases.

## About WPAi

Since 1998, WPAi has been a leading provider of political polling for campaigns from President to Governor and U.S. Senate to Mayor and City Council in all 50 states and several foreign countries. In the 2015-2016 election cycle, 87% of WPAi clients won. WPAi clients' win ratio has exceeded the standard by double digits for four straight political cycles.

WPAi has been nationally recognized for providing cutting edge research to help our clients win. The American Association of Political Consultants (AAPC) awarded a “Pollie” to WPAi for our Predictive Analytics and Adaptive Sampling techniques. The award highlighted these advanced methodologies which allowed us to buck national polling trends and deliver industry-leading results.

In addition to our political and policy research, WPAi has conducted market research for more than 120 United States Fortune 500 corporations, donor research for more than 250 of the largest and most successful not-for-profit organizations around the country, and alumni research for dozens of colleges and universities.



**Paid for by the  
Committee to Defend The President**

Not authorized by any candidate or  
candidates committee

[www.CommitteeToDefendThePresident.com](http://www.CommitteeToDefendThePresident.com)